

Strain		DSM 102919
Genus		<i>Nonomuraea</i>
Species		<i>deserti</i>
Status		
Risk group		1 (provisional classification by DSMZ)
Type strain		KC310, CGMCC 4.7331, KCTC 39774
Genbank accession number		16S rRNA gene: MG770639 whole genome shotgun sequence: SMKO00000000
Reference		
Author		Saygin, H., Nouioui, I., Ay, H., Guven, K., Cetin, D., Klenk, H.-P., Goodfellow, M., Sahin, N.
Title		Polyphasic classification of Nonomuraea strains isolated from the Karakum Desert and description of Nonomuraea deserti sp. nov., Nonomuraea diastatica sp. nov., Nonomuraea longispora sp. nov. and Nonomuraea mesophila sp. nov.
Journal		Int J Syst Evol Microbiol
Volume		70
Page		636-647
Year		2020
Morphology		
Agar	ISP 2 - growth/G	Good
Agar	ISP 2 - colony colour/R	8001 ochre brown
Agar	ISP 2 - aerial mycelium/A	Sparse, 9003 signal white
Agar	ISP 2 - soluble pigment/S	None
Agar	ISP 3 - G	Good
Agar	ISP 3 - R	1014 ivory
Agar	ISP 3 - A	None
Agar	ISP 3 - S	None
Agar	ISP 4 - G	Sparse
Agar	ISP 4 - R	1015 light ivory
Agar	ISP 4 - A	None
Agar	ISP 4 - S	None
Agar	ISP 5 - G	Good
Agar	ISP 5 - R	1002 sand yellow, 1005 honey yellow
Agar	ISP 5 - A	None
Agar	ISP 5 - S	None
Agar	ISP 6 - G	Good

Compendium of Actinobacteria from Dr. Joachim M. Wink
University of Braunschweig

Agar	ISP 6 - R	1006 maize yellow
Agar	ISP 6 - A	None
Agar	ISP 6 - S	None
Agar	ISP 7 - G	Good
Agar	ISP 7 - R	1015 light ivory, 1024 ochre yellow, 1027 curry
Agar	ISP 7 - A	Sparse, 9003 signal white
Agar	ISP 7 - S	None
Agar	suter with tyrosine - G	Good
Agar	suter with tyrosine - R	8001 ochre brown
Agar	suter with tyrosine - A	None
Agar	suter with tyrosine - S	None
Agar	suter without tyrosine - G	Good
Agar	suter without tyrosine - R	1006 maize yellow
Agar	suter without tyrosine - A	None
Agar	suter without tyrosine - S	None
	Sporechains/Sporangia	
Physiology		
Melanin		0
pH	range	
pH	optimum	
temperature	range	
temperature	optimum	
sodium chloride tolerance		0%
lysozyme tolerance		
use of carbohydrates	glucose	+
use of carbohydrates	arabinose	+
use of carbohydrates	sucrose	+
use of carbohydrates	xylose	+
use of carbohydrates	inositol	+
use of carbohydrates	mannose	+
use of carbohydrates	fructose	+
use of carbohydrates	rhamnose	+
use of carbohydrates	raffinose	+
use of carbohydrates	cellulose	+
Api zym	Phosphatase alkaline	5
Api zym	Esterase (C4)	3
Api zym	Esterase Lipase (C8)	3
Api zym	Lipase (C14)	1
Api zym	Leucin arylamidase	5
Api zym	Valine arylamidase	3
Api zym	Cystine arylamidase	0
Api zym	Trypsin	5
Api zym	Chymotrypsin	5
Api zym	Phosphatase acid	5

Api zym	Naphtol-AS-BI-phosphohydrolase	5
Api zym	alpha galactosidase	5
Api zym	beta galactosidase	5
Api zym	beta glucuronidase	0
Api zym	alpha glucosidase	5
Api zym	beta glucosidase	4
Api zym	N-acetyl-beta-glucoseamidase	5
Api zym	alpha mannosidase	5
Api zym	alpha fucosidase	0
Api coryne	nitrate reduction	-
Api coryne	Pyrazinamidase	-
Api coryne	Pyrrolidonyl arylamidase	-
Api coryne	Alkaline phosphatase	+
Api coryne	beta glucuronidase	-
Api coryne	beta galactosidase	+
Api coryne	alpha glucosidase	+
Api coryne	N-acetyl -beta glucoseamidase	+
Api coryne	Esculin (beta glucosidase)	-
Api coryne	Urease	-
Api coryne	Gelatine(hydrolysis)	+
Api coryne	Glucose fermentation	-
Api coryne	Ribose fermentation	-
Api coryne	Xylose fermentation	-
Api coryne	Mannitol fermentation	-
Api coryne	Maltose fermentation	-
Api coryne	Lactose fermentation	-
Api coryne	Sucrose fermentation	-
Api coryne	Glycogen fermentation	-

APIcoryne



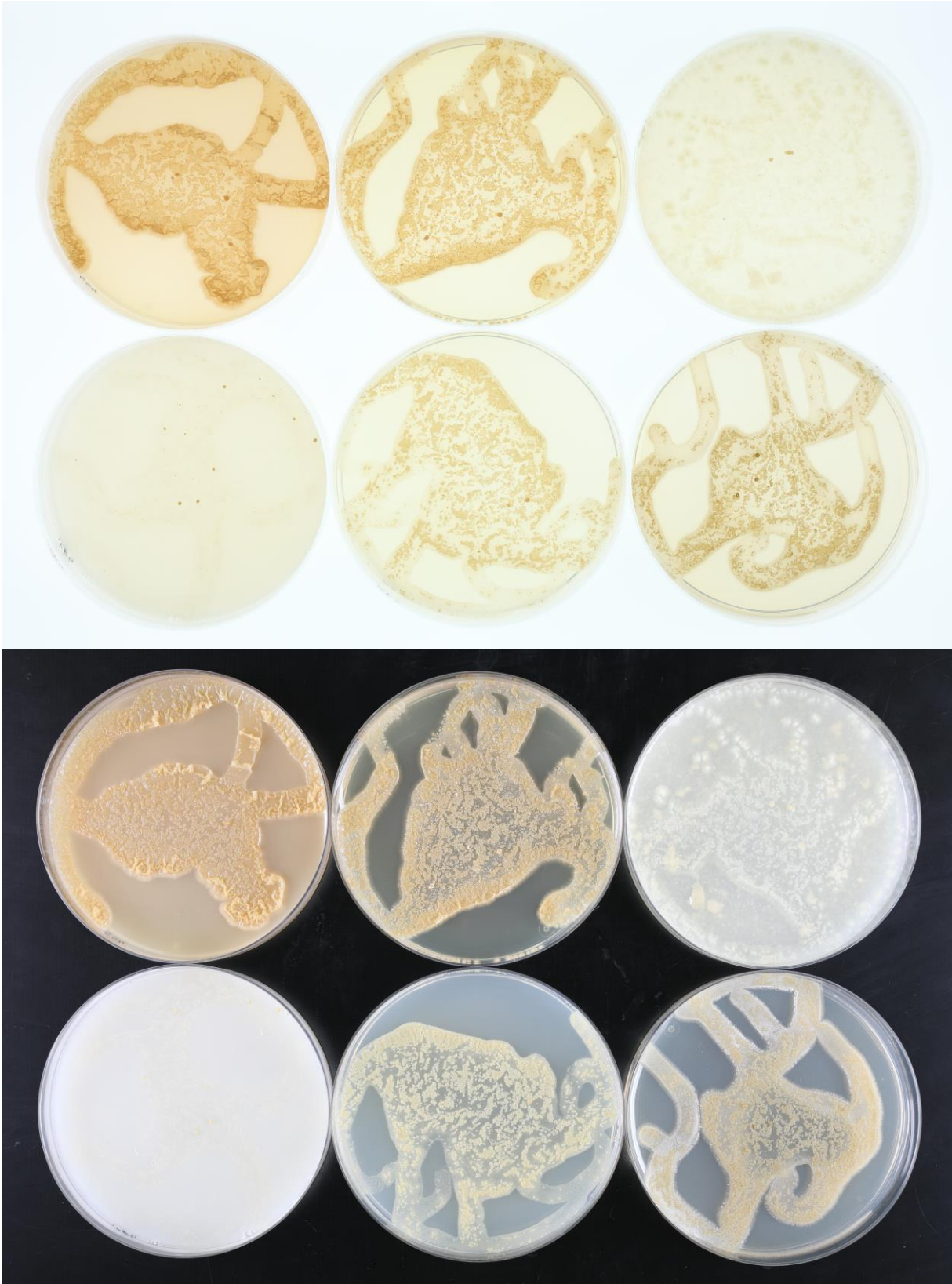
Abbildung 1: Apicoryne-Teststreifen mit Keim DSM.

APIzym

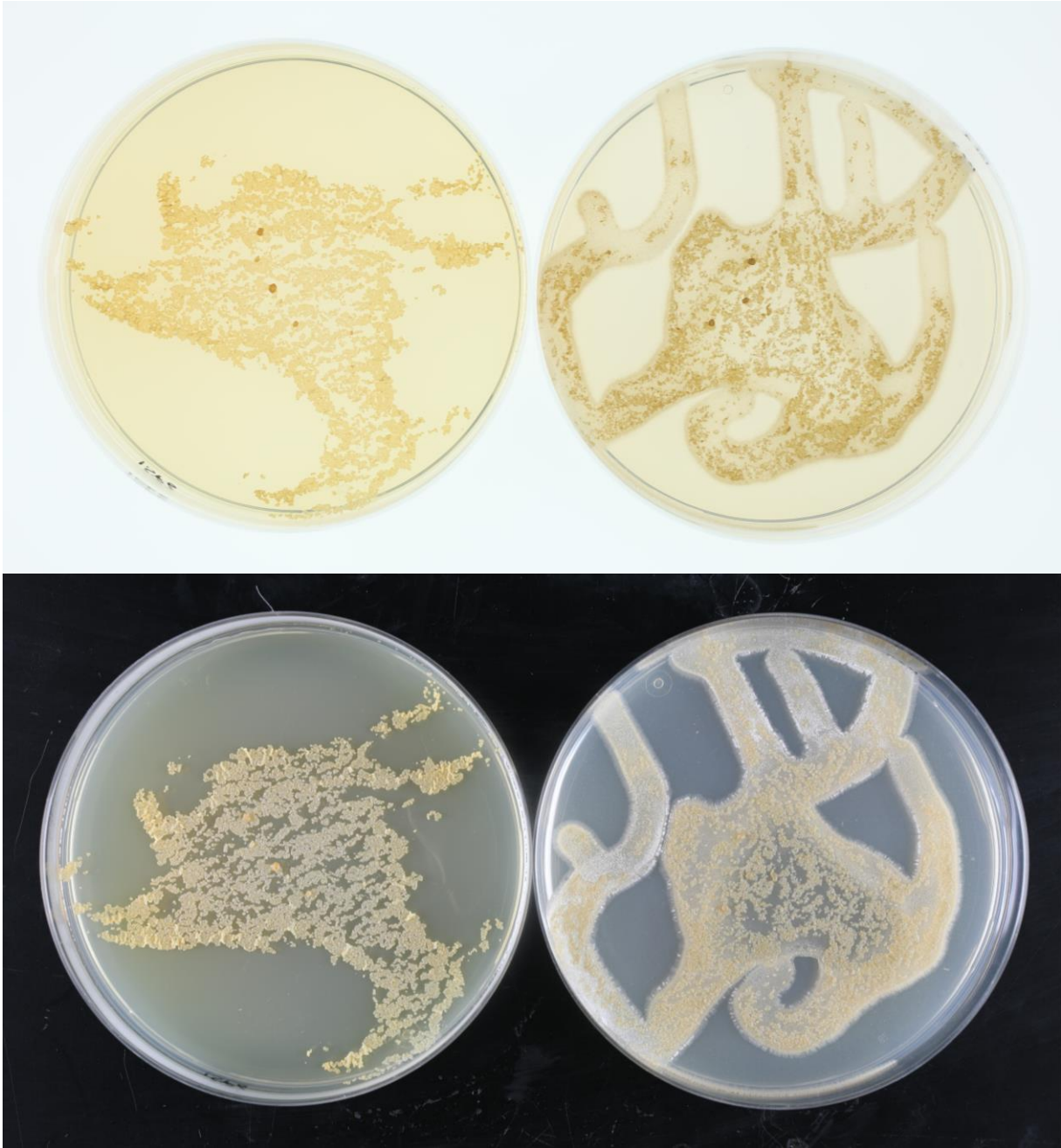


Abbildung 2: Apizym-Teststreifen mit Keim DSM.

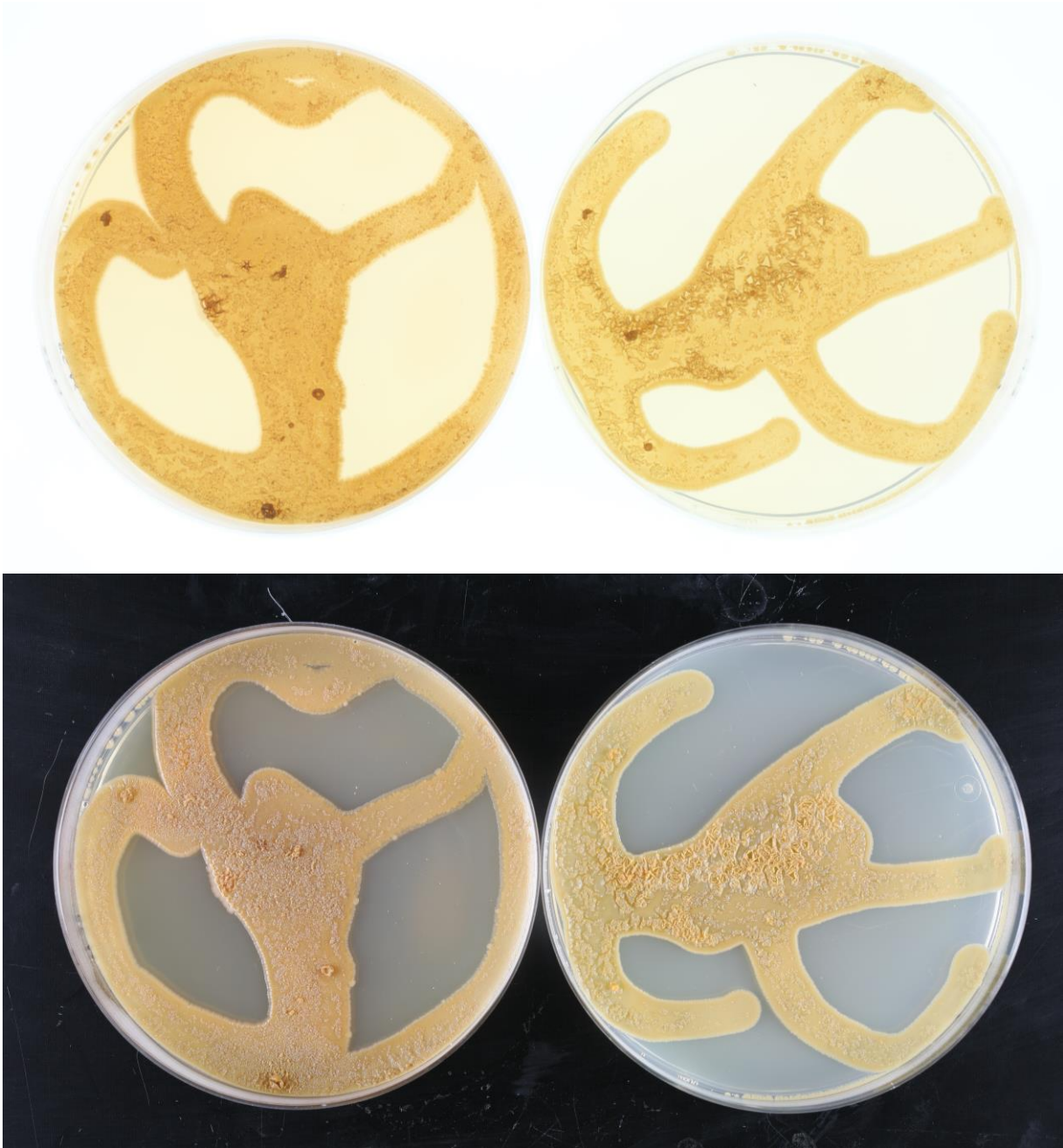
Plates (554, ISP2, ISP3, ISP4, ISP5, ISP7)



(ISP6, ISP7)



(SSM+T, SSM-T)



Carbon utilization test (from top left to bottom right: glucose, arabinose, sucrose, xylose, inositol, mannose, fructose, rhamnose, raffinose, cellulose)



**Sodium chloride tolerance test (from top left to bottom right: 0%, 2,5%, 5%,
7,5%, 10%)**

